

# GRW565V



Generator engineered and designed to work in a wide variety of applications where temporary power supply is needed. Versatility, high efficiency, high structural resistance, high degree of protection and low noise emissions together with easy-to-use and easy access for maintenance make these generator sets the ideal solution for Rental companies.

## Regim De Putere

Frecvență	Hz	50
Tensiune	V	400
Faze	№	3
Factor de putere	$\cos \phi$	0.8
Putere pasivă LTP	kVA	558.73
Putere pasivă LTP	kW	446.98
Curent maxim	A	806
Putere nominala PRP	kVA	500.00
Putere nominala PRP	kW	400.00
Curent NOMINAL	A	722



## Definiție clasificări (Conform standardului ISO8528 1:2005)

**PRP - Putere primă:** Se definește ca fiind puterea maximă pe o poate livra continuu un grup electrogen, furnizând în același timp o sarcină electrică variabilă, când este utilizat un număr nelimitat de ore pe an în condițiile de utilizare convenite, cu intervalele de întreținere și procedurile respectate conform prevederilor producătorului. Puterea medie permisă în 24 h de funcționare nu va depăși 70% din puterea primă.

**LTP - Putere de funcționare pe perioadă limitată:** Se definește ca puterea maximă disponibilă, în condițiile de funcționare convenite, pe care grupul electrogen o poate livra pentru până la 500 h de funcționare pe an (și nu mai mult de 300 de utilizare continuă) cu intervalele de întreținere și procedurile respectate conform prevederilor producătorilor. Nu este disponibilă o capacitate de suprasarcină.

**Alimentare 60Hz 480V trifazic (cu optional DFS)**

Frecvență	Hz	60
Tensiune	V	480
Faze	№	3
Factor de putere	$\cos \phi$	0.8
Putere pasivă LTP	kVA	644.96
Putere pasivă LTP	kW	515.97
Curent maxim	A	776
Putere nominala PRP	kVA	583.54
Putere nominala PRP	kW	466.83
Curent NOMINAL	A	702



## Date tehnice motor

Producător motor		Volvo
Model piesă		TAD1651GE
Sistem de răcire motor		Apă
Număr cilindri și amplasare		6 in line
Deplasament	cm <sup>3</sup>	16120
Aspirație		Turbocharged
Regulator de viteză		Electronic
Capacitate ulei	l	34
Consum lubrifiant la PRP (max)	%	0.1
Putere lichid de răcire	l	60
Circuit electric	V	24
VERSIUNE INTERSCHIMBABILA [50/60Hz]		YES
DATE MOTOR	Hz	50
Frecvența 50Hz: Viteza nominală de operare	rpm	1500
Emisii de eșapament optimizate pentru 97/68 50Hz (COM)		Stage IIIA
[50Hz] Consum specific de combustibil la @ 75% PRP	g/kWh	205
[50Hz] Consum specific de combustibil la @ 100% PRP	g/kWh	198
DATE MOTOR	Hz	60
Frecvența 60Hz: Viteza nominală de operare	rpm	1800
Emisii de eșapament optimizate pentru EPA nivel 60Hz (EPA)		Tier 3
[60Hz] Consum specific de combustibil la @ 75% PRP	g/kWh	195
[60Hz] Consum specific de combustibil la @ 100% PRP	g/kWh	200



## ENGINE EQUIPMENT

### Standards

The engine performance corresponds to ISO 3046, BS 5514 and DIN 6271. Power output guaranteed within 0 to +2% at rated ambient conditions at delivery. Ratings are based on ISO 8528. Engine speed governing in accordance with ISO 3046/IV, class A1 and ISO 8528-5 class G3

### Engine and block

- Optimized cast iron cylinder block with optimum distribution of forces
- Wet, replaceable cylinder liners
- Crankshaft induction hardened bearing surfaces and fillets with seven bearings for moderate load on main and high-end bearings
- Keystone top compression rings for long service life
- Replaceable valve guides and valve seats
- Tapered connecting rods for increased piston lifetime
- Over head camshaft and four valves per cylinder

### Fuel system

- Electronic unit injectors
- Fuel prefilter with water separator and water-in-fuel indicator / alarm
- Fine fuel filter with manual feed pump and fuel pressure switch

### Lubrication system

- Full flow oil cooler
- Full flow disposable spin-on oil filter, for extra high filtration
- Gear type lubricating oil pump, gear driven by the transmission

### Cooling system

- Efficient cooling with accurate coolant control through a water distribution duct in the cylinder block. Reliable sleeve thermostat with minimum pressure drop
- Belt driven coolant pump with high degree of efficiency

## Date tehnice alternator

Alternator	LEROY SOMER
Model piesă	LSA 47.2 M7
Tip	Fara perii
Clasă	H
Clasificare protecție infiltrare	23
Borne	4
Winding leads	12
Sistem de regulare tensiune	Electronic
Standard AVR	R 450
Toleranță tensiune	% 0.5



### SPECIALLY ADAPTED TO APPLICATIONS

The alternator is designed to be suitable for typical generator applications, such as: backup, marine applications, rental, telecommunications, etc.

### TOP OF THE RANGE ELECTRICAL PERFORMANCE

- Class H insulation.
- Standard 12 wire re-connectable winding, 2/3 pitch, type no. 6.
- Voltage range:
  - 50 Hz: 220 V - 240 V and 380 V - 415 V
  - 60 Hz: 208 V - 240 V and 380 V - 480 V
- High efficiency and motor starting capacity.
- R 791 interference suppression conforming to standard EN 55011 group 1 class B standard for European zone (CE marking).

### EXCITATION AND REGULATION SYSTEM

- Excitation system: AREP
- Voltage A.V.R.: R 450

### REINFORCED MECHANICAL STRUCTURE

- Compact rigid assembly to better withstand generator vibrations.
- Steel frame
- Cast iron flanges and shields.
- single-bearing designed to be suitable for heat engines.
- Half-key balancing bearing.
- Sealed for life ball bearing.

### PROTECTION SYSTEM SUITED TO THE ENVIRONMENT

- The LSA is IP 23.
- Winding Protection Standard: for clean environments with relative humidity  $\leq 95\%$ , including indoor marine environments.
- Winding Protection System 2: reinforced insulation for tropical environment (abrasive atmosphere), rental (except for coastal area), relative humidity  $> 95\%$

### COMPLIANT WITH INTERNATIONAL STANDARDS

The LSA alternator conforms to the main international standards and regulations:  
- IEC 60034, NEMA MG 1.32-33, ISO 8528-3, CSA / UL 1146 (UL 1004 on request), marine regulations, etc.

It can be integrated into a CE marked generator.

The LSA is designed, manufactured and marketed in an ISO 9001 environment and ISO 14001.

**CANOPY**

Canopy painted in RAL9016 made up of modular panels with 1000h+ tested salt spray resistant zinc metal sheet, with access doors on each side with high quality gaskets and lockable handles for easy maintenance and service.



**SUPER SILENT**

Soundproofing by means washable and fireproof soundproofing material. Exhaust silencer integrated in the genset shape with flat rain flap.



**BASE FRAME**

Heavy duty base guarantees the highest standards of durability and resistance, painted using a high quality powder coating process (1000+h tested salt spray resistance).

Fully bundled, able to retain 110% of all the sets fluids, the base frame is provided with integrated fork pockets for easy maneuverability and site positioning.



**FUEL TANK**

Integrated metal fuel tank complete with double fuel refilling point (one each side)

**LEAK PROOF TRAY WITH DETECTOR SENSOR**

Fluid leak check in the leak proof tray .



**FUEL VALVE (6 WAY)**

System designed for use the fuel from external tank and increase the autonomy of the generator

**LUBE OIL DRAIN PUMP**

Makes it easier to the engine oil change



**SINGLE LIFTING POINT**

Access easy by rung and handle incorporated (available on both sides)



**PLASTIC BUMPER**

Protections for the transport and stocking



**MANUAL BATTERY SWITCH**

**EARTH ROD**

Earth stock with cable fixed inside the genset



**DOCS HOLDER**

Box intenal for documents, manuals and electrical drawings



### Date dimensionale

Lungime	(L) mm	4630
Lățime	(W) mm	1600
Înălțime	(H) mm	2465
Greutate fără combustibil	Kg	5690
Fuel tank material		Metal
Capacitate rezervor combustibil	l	1500



### Autonomie

[50Hz] Consum combustibil la @ 75% PRP	l/h	79.83
[50Hz] Consum combustibil la @ 100% PRP	l/h	102.37
[50hz] Timp de funcționare la @ 75% PRP	h	18.79
[50Hz] Timp de funcționare la @ 100% PRP	h	14.65
[60Hz] Consum combustibil la @ 75% PRP	l/h	90.24
[60Hz] Consum combustibil la @ 100% PRP	l/h	122.14
[60hz] Timp de funcționare la @ 75% PRP	h	16.62
[60Hz] Timp de funcționare la @ 100% PRP	h	12.28



### Nivel zgomot 50Hz (2000-14)

Nivelul de zgomot garantat (LWA)	dB(A)	102
Nivel de stridență a zgomotului la 1 mt	dB(A)	82
Nivel de stridență a zgomotului la 7 mt	dB(A)	72



### Date instalare

[50Hz] Circuitul aerului de răcire	m³/min	600.00
[50Hz] Flux gaze eșapament la @ PRP	m³/min	76
[50Hz] Temperatură gaze de eșapament la LTP	°C	523
[60Hz] Circuitul aerului de răcire	m³/min	749.00
[60Hz] Flux gaze eșapament la @ PRP	m³/min	94
[60Hz] Temperatură gaze de eșapament la LTP	°C	487

### DISPONIBILITATE PANOU DE COMANDĂ

Panou de control automat	ACP
Panou paralel modular	MPP



## ACP - Panou de control automat

Mounted on the genset, complete with digital control unit (AC-03) for monitoring, control and protection of the generating set, protected through doors with lockable handle.

### CONTROL SECTION

- ON/OFF selector switch
- Emergency push button
- Differential protection with internal switch
- 5A Battery charger.
- Potentiometer for voltage adjustment (internal)
- Alternator AVR (single plug wiring)

### Control unit (AC-03)

- Generating set: Voltage, Current, Frequency.
- Generating set Power (kVA - kW - kVAr - Cos  $\phi$ ).
- Mains: voltage.
- Hours-counter.
- Battery voltage.
- Engine speed r.p.m.
- Fuel level (%), Engine temperature, Oil Pressure

### Command and others:

- Four operation modes: OFF - Manual starting - Automatic starting - Automatic test.
- Pushbutton for forcing Mains contactor or Genset contactor.
- Push-buttons: start/stop, fault reset, up/down/page/enter selection.
- Acoustic alarm.
- RS232 Communication port.

### Protections:


- Engine protections: low fuel level, low oil pressure, high engine temperature,
- Genset protection: under/over voltage, overload, under/over battery voltage, battery charger failure.

### Extra Instrumentation (analogue)

- Fuel level meter
- Mechanical hour counter

### POWER SECTION

- It integrates 4 poles modular circuit breaker suitably rated with thermal and magnetic overloads.
- Large and robust busbar with cables passage opening from the bottom for easy power cable connection.
- Provided with safety switch to trip circuit breaker if operator open the power section door to operate on the bus bar.



### PANOU IEȘIRE ACP

- Posibilitate start/stop de la distanta ✓
- Priza pentru alimentare cu tensiune din sursa externa ✓
- Conector pentru LTS ✓

SUPPLEMENT - Only available when order :

Socket Kit	Type	SPKB1
3P+N+T CEE 400V 125A	n	1
3P+N+T 400V 63A	n	1
3P+N+T CEE 400V 32A	n	1
3P+N+T CEE 400V 16A	n	1
2P+T CEE 230V 16A	n	1
230V 16A SCHUKO	n	1
Fiecare priza cu intrerupator propriu		•
Protectie diferentiala pentru prizele trifazice		•
Fiecare faza este protejata cu impamantare		•
Other Kit Socket combinations available		✓

## MPP - Panou paralel modular

Mounted on the genset, complete with digital control unit IntelliVision5 for monitoring, control, protection and load sharing for both single and multiple gen-sets operating in standby or parallel modes (up to 32 gen-sets in island).

### CONTROL SECTION

- ON/OFF selector switch
- Emergency push button
- Differential protection with internal switch
- 5A Battery charger.
- Potentiometer for voltage adjustment (internal)
- Alternator AVR (single plug wiring)

### Control Unit IntelliVision5 (5,7" Colour TFT display 320×240 pixels)

#### Majors Measures Available:

- Generating set: Voltage, Current, Frequency, Hours-counter
- Generating set Power: kVA, kW, kVAR, Cos φ, kWh, kVAh.
- Mains: Voltage, Current, Frequency, kW, kVAR, Cos φ.
- Engine: Speed (r.p.m.), Temperature, Oil Pressure
- Fuel level, Battery voltage

#### Comand and Others:

- Operation modes: OFF, AMF function, Single Parallel to mains Island application, Single Parallel to Mains AMF application, Multiple parallel genset Island application.
- Pushbuttons: start/stop, fault reset, up/down/page/enter selection.
- Acoustic alarm.

#### Protection:

- Engine protections: low fuel level, low oil pressure, high engine temperature.
- Genset protections: under/over voltage, overload, under/over frequency, starting failure, under/over battery voltage
- Others: overcurrent, short circuit, reverse power, Earth fault.

#### Extra Instrumentation (analogue)

- Fuel level meter
- Mechanical hour counter

### POWER SECTION



- It integrates 4 poles motorized moulded case circuit breaker suitably rated with thermal and magnetic overloads
- Large and robust busbar with cables passage opening from the bottom for easy power cable connection.
- Provided with safety switch to trip circuit breaker if operator open the power section door to operate on the bus bar.

### PANOU IEȘIRE MPP

- Conector pentru functionare in paralel ✓
- Posibilitate start/stop de la distanta ✓
- Priza pentru alimentare cu tensiune din sursa externa ✓

SUPPLEMENT - Only available when order :

Socket Kit	Type	SPKB1
3P+N+T CEE 400V 125A	n	1
3P+N+T 400V 63A	n	1
3P+N+T CEE 400V 32A	n	1
3P+N+T CEE 400V 16A	n	1
2P+T CEE 230V 16A	n	1
230V 16A SCHUKO	n	1
Fiecare priza cu intrerupator propriu		•
Protectie diferentiala pentru prizele trifazice		•
Fiecare faza este protejata cu impamantare		•
Other Kit Socket combinations available		✓





**Suplimente:**

Disponibil doar la comandă

**ECHIPAMENT CONTROL GRUP ELECTROGEN**

Switch frecventa 50/60Hz	Y400/230V 50Hz Y480/277V 60Hz	DFS
--------------------------	----------------------------------	-----

**OPTIUNE ELECTRICA**

Comunicare prin IL-NT-GPRS + ANTENNA	(ACP)	RCG 16
Contacte libere de potential cu modul IL-NTEFCPM2 si rele IR-B8	(ACP)	TLP 6
Comunicare prin InternetBridge-NT	(only with MPP)	RCG 13
Contacte libere de potential cu modul IGS-PTM si rele IR-B8	(only with MPP)	TLP 4
Protectie diferentiala de tip B		ADI-B
Dispozitiv monitorizare izolatie (inlocuieste protectia diferentiala standard)		IMD
Sistem de prize configurabile		SPKS
Control section internal lighting (automatic with door switch)		CLS
Internal Canopy Lighting system with manual switch		ICL
Engine analogue gauges (water temp / oil pressure)		EAG

**OPTIUNE MECANICA**

Răcitor Sistem Prefincălzire		PHS
Conectori sistem alimentare combustibil facili		QFC
Sistem de conectare facil in interiorul carcasei		QFC1
Filtru separator apa		WSP
Filtru aer Heavy-DUTY		HDF
Protectie componente supra-incalzite		HPP
Sistem retinere scantei evacuare certificat ATEX		ESA
Supapa de inchidere aer		ASV
Sasiu galvanizat		GGG
Protectie cadru		BFB



## LTS - COMUTATOR DE TRANSFER DE SARCINĂ - Accesorii ACP

LTS - Panou de Transfer Sarcină [Optional pentru panoul de control automat ACP]  
Panoul de transferului de sarcină (LTS) operează comutarea sursei de alimentare între generator și rețeaua de alimentare în aplicații de rezervă, garantând alimentarea într-o perioadă scurtă de timp.

Panoul LTS este compus dintr-un dulap independent care poate fi instalat separat de setul de generare. Comanda logică a comutării sursei de alimentare este acționată prin intermediul panoului de control automat (ACP) montat pe generator, deci nu este necesar nici un dispozitiv logic pe panoul LTS.

### LTS de tip ATyS\_D:

- Cutie: carcasa din oțel
- Mod de instalare: Montat pe perete <400A; Montat pe podea => 630A
- Usa: Usa articulată este închisă cu blocare dublă.
- Tip protecție: IP43
- Placute acces: se pot scoate pe partea superioară și inferioară
- Conexiuni: partea inferioară
- Unitate motor
- Placute acces: se pot scoate pe partea superioară și inferioară
- Conexiuni: partea inferioară
- Unitate motor
- Indicatorul de poziție a comutatorului
- Selector de acoperire automată / manuală
- Carcasa pentru manerul manual
- Mecanism de blocare
- Două întrerupătoare a sarcinii
- 4 Poli
- Bobine duble auto-alimentate
- Tensiune (bobine): 208 / 277VAC (Toleranță +/- 20% 166 / 333VAC)
- Frecvență 50 și 60 Hz
- Interfața ATyS D10, fixată pe usa pentru indicarea stării: Două lumini pentru a indica prezența tensiunii rețelei și a generatorului diesel; Două lumini pentru comutator poziție; Modul funcțional (auto / manual) și protecția IP65.
- Conform cu IEC 60947-3, EN 61439-6-1 și GB 14048-11

### OTIONALE LTS DISPONIBILE LA CERERE:

- **ESB** - buton de oprire de urgență (instalat pe panoul frontal)
- **APP** - Protecție suplimentară IPXXB (plexiglas intern)

